

## Data Sheet

# Clamp ferrules & blanks

Generally, Clamp ferrules, blanks and adapters are produced by CNC turning from stainless steel bar, in AISI 316L 1.4404 material. The material conforms typically to ASTM A182 and A276 and for specials requiring boiler grade material, these are produced from ASTM A479.

Certification also references the NACE MR0175-03 standard in most cases.

Generally low sulphur grades of stainless steel are used for good welding characteristics.

Our standard range of clamp fittings covers sizes from 4mm to 12" (300mm) and encompasses the following internationally recognised standards:

### Standards:

ASME BPE-2002  
BS 4825 Part 3 / ISO 2037  
DIN 32676  
DIN11864-3  
3A Standard  
ISO 2852 and SMS 3017  
SMS 3008  
ISO 1127 Schedule Pipe Size  
BS 6362 Schedule Pipe Size  
ASTM A312 Schedule Pipe



### Materials:

A wide range of non-standard material is also available for the ferrules, adapters and blanks, in addition to the standard AISI 316L stainless steel. These include:

- AISI 316Ti Wn 1.4571
- AISI 316L (BN-2) Wn 1.4435 with low ferrite
- 6Mo materials & AL6-XN, 904L & 254 SMO
- Duplex alloys including SAF2507 UNS 32750
- Hastelloy®C22 and C276
- Nickel Alloys such as Monel 400
- Titanium
- Nylon, ABS and Polypropylene
- Aluminium

### Surface Finish:

The standard internal surface finish for clamp ferrules is 0.8 - 1.0µM Ra, with enhanced finishes of 0.38 µM Ra or better available on request. Electro-polishing is also available to order.

### Certification:

Material traceability is available with EN 10204 3.1 certificates on all clamp ferrules and blanks, while a certificate of conformity is offered for the clamps and seals.

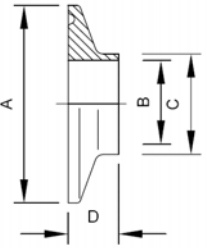
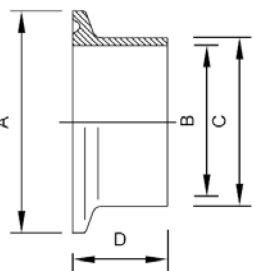
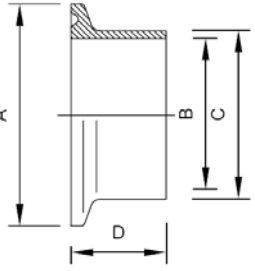
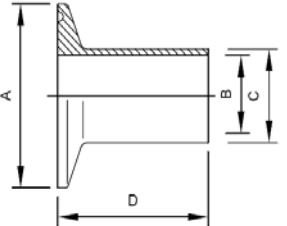
### Compatibility:

Where the environment is deemed aggressive to either the seal or the clamp union, please provide details of the media and operating conditions including pressure and temperature. Our technical department will assist you in the selection of the most appropriate material and clamp system.

See our technical information document for selection data relating to stainless steel and sealing materials.

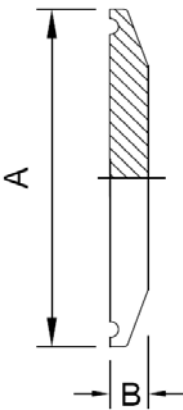
**Data Sheet**

### Clamp Ferrules BS Standard (4825 Part 3)

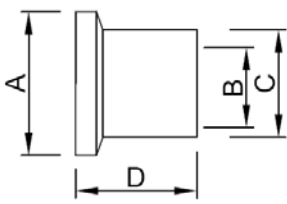
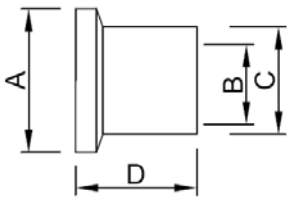
Clamp Ferrule, 12.7mm						
	Size	A	B	C	D	Part No
	1/2"	25.3	9.5	12.70	12.7	3001-A013
	3/4"	25.3	15.8	19.05	12.7	3001-A019
	1"	50.5	22.2	25.65	12.7	3001-A026
	1.1/2"	50.5	34.9	38.35	12.7	3001-A038
	2"	64.0	47.6	51.05	12.7	3001-A051
Clamp Ferrule, 21.5mm						
	Size	A	B	C	D	Part No
	1/2"	25.3	9.5	12.70	21.5	3002-A013
	3/4"	25.3	15.8	19.05	21.5	3002-A019
	1"	50.5	22.2	25.65	21.5	3002-A026
	1.1/2"	50.5	34.9	38.35	21.5	3002-A038
	2"	64.0	47.6	51.05	21.5	3002-A051
	2.1/2"	77.5	60.3	63.75	21.5	3002-A064
	3"	91.0	73.0	76.45	21.5	3002-A076
4"	119.0	97.6	101.85	21.5	3002-A102	
Clamp Ferrule, 28.6mm						
	Size	A	B	C	D	Part No
	1/2"	25.3	9.5	12.70	28.6	3003-A013
	3/4"	25.3	15.8	19.05	28.6	3003-A019
	1"	50.5	22.2	25.65	28.6	3003-A026
	1.1/2"	50.5	34.9	38.35	28.6	3003-A038
	2"	64.0	47.6	51.05	28.6	3003-A051
	2.1/2"	77.5	60.3	63.75	28.6	3003-A064
	3"	91.0	73.0	76.45	28.6	3003-A076
	4"	119.0	97.6	101.85	28.6	3003-A102
	5"	144.0	125.0	129.0	28.6	3003-A129
	6"	167.0	150.0	154.0	28.6	3003-A154
	8"	217.0	200.0	204.0	28.6	3003-A204
10"	268.0	250.0	254.0	28.6	3003-A254	
12"	319.0	300.0	304.0	28.6	3003-A304	
Clamp Ferrule, 44.5mm						
	Size	A	B	C	D	Part No
	1/2"	25.3	9.5	12.70	44.5	3004-A013
	3/4"	25.3	15.8	19.05	44.5	3004-A019
	1"	50.5	22.2	25.65	44.5	3004-A025
	1.1/2"	50.5	34.9	38.35	44.5	3004-A038
	2"	64.0	47.6	51.05	44.5	3004-A051
	2.1/2"	77.5	60.3	63.75	44.5	3004-A064
3"	91	73.0	76.45	44.5	3004-A076	
4"	119	97.6	101.85	44.5	3004-A102	

**Data Sheet**

**Clamp Blanks (All Standards)**

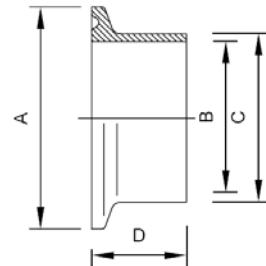
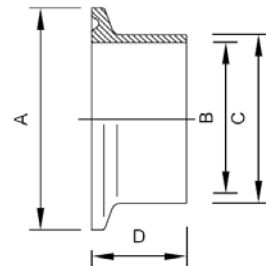
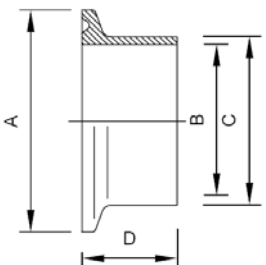
Clamp Ferrule, Blank, Standard, 316L	Size	A	B	C	D	Part No
		1/2" & 3/4"	25.3	5.6		
1" & 1 1/2"		50.5	7.0			3013-A026
DN10-20		34.0	6.0			3013-A010
2"		64.0	7.0			3013-A051
2 1/2"		77.5	7.0			3013-A064
3"		91.0	7.0			3013-A076
3 1/2"		106.0	7.0			3013-A089
4"		119.0	9.0			3013-A102
4 1/2"		130.0	9.0			3013-A114
5"		144.4	10.0			3013-A129
5 1/2"		155.0	10.0			3013-A141
6"		167.0	10.0			3013-A154
6 5/8"		183.0	10.0			3013-A168
8"		217.0	10.0			3013-A204
8 5/8"		233.5	10.0			3013-A219
10"		268.0	10.0			3013-A254
10 5/8"	286.1	10.0			3013-A273	
12"	319.0	10.0			3013-A304	
12 3/4"	338.5	10.0			3013-A324	

**Clamp Union – Mini Clamp Series**

Mini Clamp Ferrule, Metric Series	Size	A	B	C	D	Part No
		6	25.3	4.0	6.0	21.5
8		25.3	6.0	8.0	21.5	3009-A008
10		25.3	8.0	10.0	21.5	3009-A010
12		25.3	10.0	12.0	21.5	3009-A012
14		25.3	12.0	14.0	21.5	3009-A014
16		25.3	14.0	16.0	21.5	3009-A016
18		25.3	16.0	18.0	21.5	3009-A018
Mini Clamp Ferrule, Imperial Series	Size	A	B	C	D	Part No
	1/4"	25.3	3.05	6.35	21.5	3008-A0064
	3/8"	25.3	6.22	9.35	21.5	3008-A0095
	1/2"	25.3	9.52	12.7	21.5	3008-A013
	3/4"	25.3	15.87	19.05	21.5	3008-A019

**Data Sheet**

## Clamp Ferrules – Metric DIN 32676/11850

<b>Clamp Ferrules – Metric DIN 32676/11850</b>						
<p><b>DIN 32676 Clamp Ferrules, Series 1</b></p> 	Size	A	B	C	D	Part No
	DN10	34.0	10.0	12.0	18.0	301K-A010
	DN15	34.0	16.0	18.0	18.0	301K-A015
	DN20	34.0	20.0	22.0	18.0	301K-A020
	DN25	50.5	26.0	28.0	21.5	301K-A025
	DN32	50.5	32.0	34.0	21.5	301K-A032
	DN40	50.5	38.0	40.0	21.5	301K-A040
	DN50	64.0	50.0	52.0	21.5	301K-A050
	DN65	91.0	66.0	70.0	28.0	301K-A065
	DN80	106.0	81.0	85.0	28.0	301K-A080
	DN100	119.0	100.0	104.0	28.0	301K-A100
	Series 1 - Ferrules are manufactured to order					
<p><b>DIN 32676 Clamp Ferrules, Series 2</b></p> 	Size	A	B	C	D	Part No
	DN10	34.0	10.0	13.0	18.0	301L-A010
	DN15	34.0	16.0	19.0	18.0	301L-A015
	DN20	34.0	20.0	23.0	18.0	301L-A020
	DN25	50.5	26.0	29.0	21.5	301L-A025
	DN32	50.5	32.0	35.0	21.5	301L-A032
	DN40	50.5	38.0	41.0	21.5	301L-A040
	DN50	64.0	50.0	53.0	21.5	301L-A050
Series 2 Ferrules are usually available from stock						
<p><b>DIN 32676 Clamp Ferrules, Series 3</b></p> 	Size	A	B	C	D	Part No
	DN10	34.0	10.0	14.0	18.0	301M-A010
	DN15	34.0	16.0	20.0	18.0	301M-A015
	DN20	34.0	20.0	24.0	18.0	301M-A020
	DN25	50.5	26.0	30.0	21.5	301M-A025
	DN32	50.5	32.0	36.0	21.5	301M-A032
	DN40	50.5	38.0	42.0	21.5	301M-A040
DN50	64.0	50.0	54.0	21.5	301M-A050	
Series 3 Ferrules are manufactured to order						
<p><b>Clamp Ferrule, Metric 316L SS</b></p> 	Size	A	B	C	D	Part No
	DN125	144.0	125.0	129.0	28.0	301N-A129
	DN125	155.0	125.0	129.0	28.0	301N-A130
	DN150	167.0	150.0	154.0	28.0	301N-A154
	DN150	183.0	150.0	154.0	28.0	301N-A155
	DN200	217.0	200.0	204.0	28.0	301N-A204
	DN200	233.0	200.0	204.0	28.0	301N-A205
	DN250	268.0	250.0	254.0	28.0	301N-A254
	DN300	319.0	300.0	304.0	28.0	301N-A304
	This range of ferrules are the standard large bore ferrules and are usually available from stock					

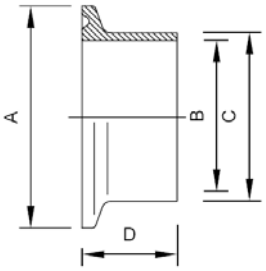
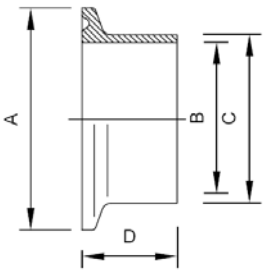
**Data Sheet**

**Clamp Union – BS Schedule Series**

Clamp Ferrule, BS Schedule 5		Size	A	B	C	D	Part No
		1/2"	50.5	18.03	21.34	21.5	301A-A013
		3/4"	50.5	23.37	26.67	21.5	301A-A019
		1"	50.5	30.10	33.40	21.5	301A-A026
		1 1/4"	64.0	38.86	42.16	21.5	301A-A032
		1 1/2"	64.0	44.96	48.26	21.5	301A-A038
		2"	77.5	57.02	60.33	21.5	301A-A051
		2 1/2"	91.0	68.81	73.03	21.5	301A-A064
		3"	106.0	84.68	88.90	21.5	301A-A0076
		3 1/2"	119.0	97.38	101.60	21.5	301A-A089
		4"	130.0	110.08	114.30	28.0	301A-A102
		6"	183.0	162.74	168.28	28.0	301A-A152
		8"	233.0	213.54	219.08	28.0	301A-A203
		10"	286.0	266.25	273.05	28.0	301A-A254
Clamp Ferrule, BS Schedule 10		Size	A	B	C	D	Part No
		1/2"	50.5	17.12	21.34	21.5	301B-A013
		3/4"	50.5	22.45	26.67	21.5	301B-A019
		1"	50.5	27.86	33.40	21.5	301B-A026
		1 1/4"	64.0	36.62	42.16	21.5	301B-A032
		1 1/2"	64.0	42.72	48.26	21.5	301B-A038
		2"	77.5	54.79	60.33	21.5	301B-A051
		2 1/2"	91.0	66.93	73.03	21.5	301B-A064
		3"	106.0	82.80	88.90	21.5	301B-A076
		3 1/2"	119.0	95.50	101.60	21.5	301B-A089
		4"	130.0	108.2	114.30	28.0	301B-A102
		5"	155.0	134.50	141.30	28.0	301B-A127
		6"	183.0	161.47	168.28	28.0	301B-A152
		8"	233.5	211.56	219.08	28.0	301B-A203
	10"	286.1	264.67	273.05	28.0	301B-A254	

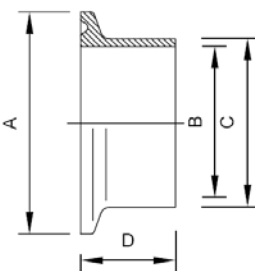
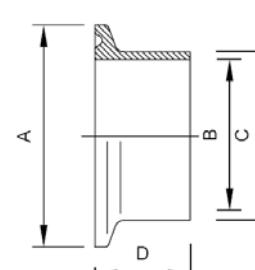
**Data Sheet**

## Clamp Union – SMS Series

Clamp Union – SMS Series						
<p>Clamp Ferrule, SMS 3008</p> 	Size	A	B	C	D	Part No
	18	25.3	16.0	18.0	21.5	<a href="#">301H-A018</a>
	25	50.5	22.6	25.0	21.5	<a href="#">301H-A025</a>
	38	50.5	35.6	38.0	21.5	<a href="#">301H-A038</a>
	51	64.0	48.6	51.0	21.5	<a href="#">301H-A051</a>
	63.5	77.5	60.3	63.5	21.5	<a href="#">301H-A064</a>
	76	91.0	72.9	76.1	21.5	<a href="#">301H-A076</a>
	89	106.0	85.0	89.0	21.5	<a href="#">301H-A089</a>
	101.6	119.0	97.6	101.6	21.5	<a href="#">301H-A102</a>
	<p>Clamp Ferrule, SMS 3017</p> 	Size	A	B	C	D
25		50.5	22.6	25.6	21.5	<a href="#">301G-A025</a>
33.7		50.5	31.3	33.7	21.5	<a href="#">301G-A034</a>
38		50.5	35.6	38.6	21.5	<a href="#">301G-A038</a>
51		64.0	48.6	51.6	21.5	<a href="#">301G-A051</a>
63.5		77.5	60.3	64.1	21.5	<a href="#">301G-A064</a>
76.1		91.0	72.9	76.7	21.5	<a href="#">301G-A076</a>
88.9		106.0	84.9	89.8	21.5	<a href="#">301G-A089</a>
101.6		119.0	97.6	102.5	21.5	<a href="#">301G-A102</a>

**Data Sheet**

## Clamp Union BS/ISO Series

Clamp Ferrule, ISO 2037	Size	A	B	C	D	Part No
	25.0	50.5	22.6	25.0	21.5	<a href="#">301S-A025</a>
	25.0	50.5	21.8	25.0	21.5	<a href="#">301S-A026</a>
	33.7	50.5	31.3	33.7	21.5	<a href="#">301S-A032</a>
	33.7	50.5	30.5	33.7	21.5	<a href="#">301S-A033</a>
	38.0	50.5	35.6	38.0	21.5	<a href="#">301S-A038</a>
	38.0	50.5	34.8	38.0	21.5	<a href="#">301S-A039</a>
	40.0	50.5	37.6	40.0	21.5	<a href="#">301S-A040</a>
	40.0	50.5	36.8	40.0	21.5	<a href="#">301S-A041</a>
	51.0	64.0	48.6	51.0	21.5	<a href="#">301S-A050</a>
	51.0	64.0	47.8	51.0	21.5	<a href="#">301S-A051</a>
	63.5	77.5	60.3	63.5	21.5	<a href="#">301S-A064</a>
	70.0	91.0	66.8	70.0	21.5	<a href="#">301S-A070</a>
	76.1	91.0	72.9	76.1	21.5	<a href="#">301S-A076</a>
	88.9	106.0	84.9	88.9	21.5	<a href="#">301S-A089</a>
	101.6	119.0	97.6	101.6	21.5	<a href="#">301S-A102</a>
	114.3	130.0	110.3	114.3	28.0	<a href="#">301S-A114</a>
	139.7	155.0	135.7	139.7	28.0	<a href="#">301S-A140</a>
	168.3	183.0	163.1	168.3	28.0	<a href="#">301S-A168</a>
	219.1	233.5	213.9	219.1	28.0	<a href="#">301S-A219</a>
	273.0	286.1	167.8	273.0	28.0	<a href="#">301S-A273</a>
	323.9	338.5	318.7	323.9	28.0	<a href="#">301S-A324</a>
<p>Notes:</p> <ol style="list-style-type: none"> <li>ISO2037 dimension are now offered in place of older ISO 2852 standard.</li> <li>Dimensions adjusted to suit BS (SWG) Tube and ISO 2037.</li> <li>If ferrules to the ISO 2852 standard are required the SMS 3017 is offered as the replacement.</li> </ol>						
Clamp Ferrule, ISO 1127	Size	A	B	C	D	Part No
	8	25.3	10.3	13.5	21.5	<a href="#">301T-A008</a>
	10	25.3	14.0	17.2	21.5	<a href="#">301T-A010</a>
	15	50.5	18.1	21.3	21.5	<a href="#">301T-A015</a>
	20	50.5	23.7	26.9	21.5	<a href="#">301T-A020</a>
	25	50.5	29.7	33.7	21.5	<a href="#">301T-A025</a>
	32	64.0	38.4	42.4	21.5	<a href="#">301T-A032</a>
	40	64.0	44.3	48.3	21.5	<a href="#">301T-A040</a>
	50	77.5	56.3	60.3	21.5	<a href="#">301T-A050</a>
	65	91.0	72.1	76.1	21.5	<a href="#">301T-A065</a>
	80	106.0	84.9	88.9	21.5	<a href="#">301T-A080</a>
	100	130.0	110.3	114.3	28.0	<a href="#">301T-A100</a>
	125	155.0	135.7	139.7	28.0	<a href="#">301T-A125</a>
	150	183.0	163.1	168.3	28.0	<a href="#">301T-A150</a>
	200	233.5	213.9	219.1	28.0	<a href="#">301T-A200</a>
	250	287.0	267.8	273.0	28.0	<a href="#">301T-A250</a>
	300	338.0	318.7	323.9	28.0	<a href="#">301T-A300</a>